

Name: \_\_\_\_\_

Teacher: \_\_\_\_\_

### Before You Search

After searching in the books, you created 4 questions you want to answer through Internet research. On each line, write 2-3 KEY WORDS you want to use for the search.

**Don't forget to use quotes! Example: "George Washington"**

Q1. \_\_\_\_\_













Q2. \_\_\_\_\_

Q3. \_\_\_\_\_

Q4. \_\_\_\_\_

**Explore** some features of these search engines **using your key word searches**.

**Rate** each site for kid-friendly results **by circling the face** on the rubric that best represents your rating.

	Do the results seem useful/kid-friendly?
<b><u>Kidzsearch</u></b>	  
<b><u>KidsInfobits on Alabama Virtual Library</u></b> (Newspaper & Magazine Articles, Photos, Books)	  
<b><u>Google</u></b>	  
<b><u>Advanced Google Search</u></b> Try filling in at least one of the search limiters to produce a Boolean type search.	  
If time allows, click on one of the search engines and try rephrasing your topic as a question.	